



District Report Card: 2017


State: Telangana	District: NIRMAL
Class: 8	Subject: Language
Schools: 51	Students: 1340


Participation/Coverage


Students

GENDER 	Boys		Girls	
	Number	%	Number	%
	574	42.84	766	57.16

AREA 	Rural		Urban	
	Number	%	Number	%
	1186	88.51	154	11.49

CATEGORY 	SC		ST		OBC		GEN	
	Number	%	Number	%	Number	%	Number	%
	291	21.72	186	13.88	732	54.63	131	9.78

CWSN 	LD	VI	HI	S&LD	ID	Oth
	0	2	0	0	0	3

MANAGEMENT 	Government		Government-aided	
	Number	%	Number	%
	1338	99.85	2	0.15

Average Performance of Students in Language (%)

Overall	Gender		Area		Management		Social Group			
	Male	Female	Rural	Urban	Govt.	Aided	SC	ST	OBC	GEN
54.86	54.18	55.36	54.69	56.15	54.90	26.67	51.34	56.92	55.84	54.25

Performance on Learning Outcomes (LOs)

Learning Outcomes	Description	Average Performance(%)
L813	Read textual/non-textual materials with comprehension and identifies the details, characters, main idea and sequence of ideas and events while reading	54.86

Range of Performance of Students who Answered Correctly							
Below 30%		30% - 50%		50% - 75%		Above 75%	
Number	%	Number	%	Number	%	Number	%
201	15.00	345	25.75	555	41.42	239	17.84

Lowest Performing Learning Outcomes (LOs)

1 - Read textual/non-textual materials with comprehension and identifies the details, characters, main idea and sequence of ideas and events while reading (54.86)